



MID-YEAR TRENDS 2023

Trends at a Glance

110 MILLION FORCIBLY DISPLACED WORLDWIDE

By the end of June as a result of persecution, conflict, violence, human rights violations or events seriously disturbing public order.



REFUGEES AND OTHER PEOPLE IN NEED OF INTERNATIONAL PROTECTION:

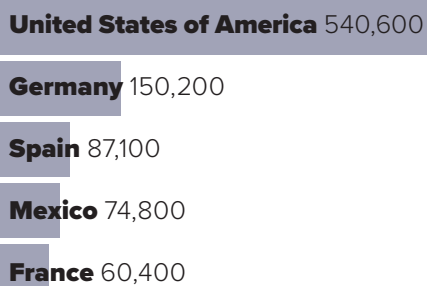
LOW-AND MIDDLE-INCOME COUNTRIES HOSTED

75%

Low- and middle-income countries hosted 75 per cent of the world's refugees and other people in need of international protection.³ The Least Developed Countries provided asylum to 20 per cent of the total.


1.6 MILLION NEW CLAIMS

Asylum-seekers submitted 1.6 million new claims in the first half of 2023. The United States of America was the world's largest recipient of new individual applications (540,600), followed by Germany (150,200), Spain (87,100), Mexico (74,800) and France (60,400).



3.4 MILLION REFUGEES HOSTED IN BOTH THE ISLAMIC REPUBLIC OF IRAN AND TÜRKIYE

The Islamic Republic of Iran and Türkiye each hosted 3.4 million refugees, the largest populations worldwide. Germany was third with 2.5 million, followed by Colombia with slightly less than 2.5 million, including other people in need of international protection. Pakistan hosted 2.1 million refugees.

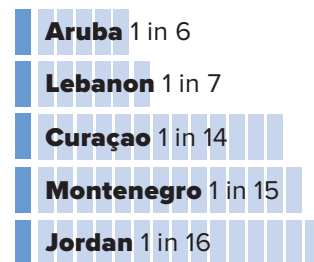


69% LIVED IN NEIGHBOURING COUNTRIES

69 per cent of refugees and other people in need of international protection lived in countries neighbouring their countries of origin.

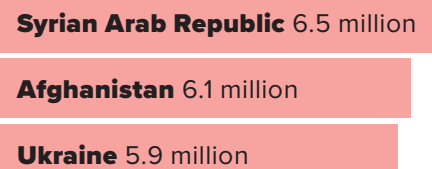
1 IN 6 ARE DISPLACED

Relative to their national populations,⁴ the island of Aruba (1 in 6) and Lebanon (1 in 7) hosted the largest number of refugees and other people in need of international protection, followed by Curaçao (1 in 14), Montenegro (1 in 15) and Jordan (1 in 16).⁵



52% ORIGINATED FROM JUST THREE COUNTRIES

52 per cent of all refugees and other people in need of international protection came from just three countries.



SOLUTIONS

59,500 REFUGEES WERE RESETTLED

59,500 refugees were resettled during the first half of 2023, according to government statistics.

3.1 MILLION DISPLACED PEOPLE RETURNED

3.1 million displaced people returned to their areas or countries of origin between January and June, including 2.7 million internally displaced people and 404,000 refugees.

- ¹ All references in this infographic to refugees under UNHCR's mandate includes people in refugee-like situations.
- ² Source: Internal Displacement Monitoring Centre. UNHCR estimates that the global IDP population at mid-2023 declined slightly to 62.2 million pending new baseline figures for Sudan.
- ³ See [Classifying refugee host countries by income level](#).
- ⁴ Limited to countries hosting at least 10,000 people. Excludes Palestine refugees under UNRWA's mandate.
- ⁵ When 490,600 Palestine refugees in Lebanon and 2.4 million Palestine refugees in Jordan registered with UNRWA are included, the proportions in Lebanon and Jordan increase to one in four.

Statistics for forcibly displaced and all other people protected/assisted by UNHCR

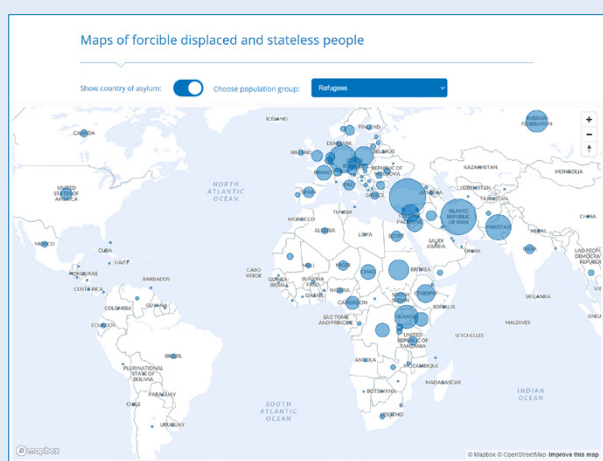
This report’s main focus is the analysis of changes and trends in forced displacement from January to June 2023 among people covered by UNHCR’s mandate.⁶ The data presented are based on information received as of 29 September 2023 unless otherwise indicated.

At mid-2023, the number of forcibly displaced people worldwide was estimated at **110 million**.⁷ This figure encompasses refugees (including refugees who are not covered by UNHCR’s mandate), asylum-seekers, internally displaced people and other people in need of international protection.

UNHCR also estimates the population that UNHCR protects and/or assists. This includes those who have been forcibly displaced (refugees, asylum-seekers, internally displaced people and other people in need of international protection); those who have returned home within the previous year; those who are stateless (most of whom are not forcibly displaced); and other groups to whom UNHCR has extended its protection or provided assistance on a humanitarian basis. At mid-2023 this figure stood at **110.8 million** people.

These two categorizations are compared graphically on the next page. A detailed breakdown of the population that UNHCR protects and/or assists is provided in [Annex Tables 1 – 3](#) by category and country.

The figures in this report are based on data reported by governments, non-governmental organizations and UNHCR. Numbers are rounded to the closest hundred or thousand. As some adjustments may appear later in the year in the Refugee Data Finder,⁸ figures contained in this report should be considered as provisional and subject to change. Unless otherwise specified, the report does not refer to events occurring after 30 June 2023.



[View maps showing totals by population group and country.](#)

Annex 3 - Populations protected and / or assisted by UNHCR by country/territory of origin

Choose arrival Clear all filters Share

Refugees, asylum-seekers, other people in need of international protection, internally displaced persons (IDPs), returnees (refugees and IDPs), stateless persons, and others of concern to UNHCR, by country/territory of origin.

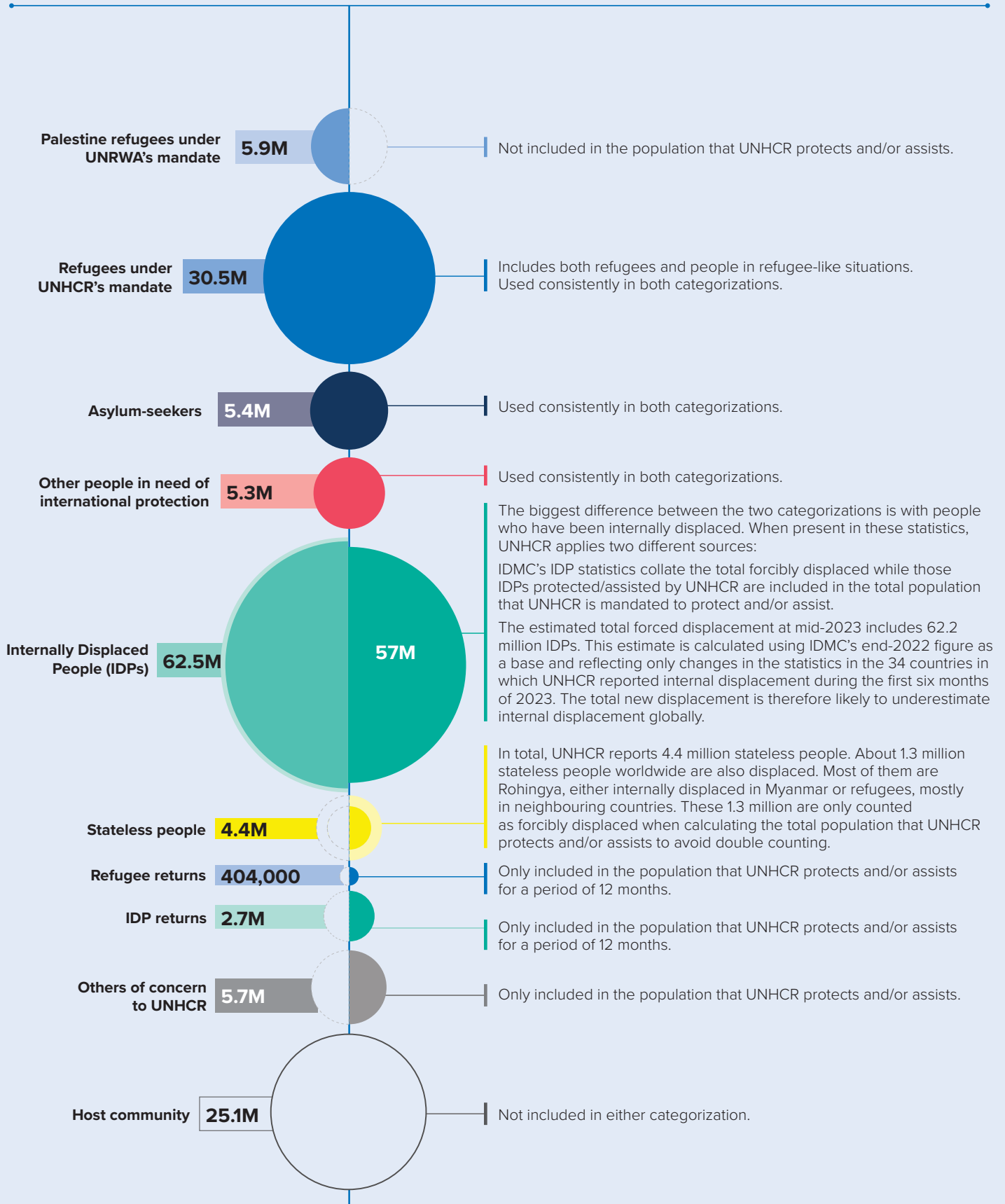
Location	REFUGEES										Total number of people protected and/or assisted by UNHCR	
	Country/territory of origin	ISO 3 Code	Refugees	People in refugee-like situations	Total refugees and people in refugee-like situations	Asylum-seekers (pending cases)	Other people in need of international protection	Returned refugees	IDPs of concern to UNHCR	Returned IDPs		Persons under UNHCR's statelessness mandate
Afghanistan	AFG	2,266,939	3,104,776	5,381,715	274,493	0	6,596	3,254,002	278,186	0	90,963	9,543,533
Albania	ALB	20,847	0	20,847	34,406	0	0	0	0	0	0	55,253
Algeria	DZA	7,698	5	7,703	4,929	0	0	0	0	0	0	12,632
Angola	AGO	0	0	0	0	0	0	0	0	0	0	0
Angola	AGO	11,291	0	11,291	16,223	0	17	0	0	0	0	18,211
Angola	AGO	0	0	0	0	0	0	0	0	0	0	0
Antigua and Barbuda	ATG	0	0	0	0	0	0	0	0	0	0	0
Argentina	ARG	178	0	178	2,271	0	0	0	0	0	0	2,449
Armenia	ARM	14,715	129	14,844	13,474	0	0	0	0	0	0	28,318
Australia	AUS	0	0	0	0	0	0	0	0	0	0	0
Australia	AUS	26	5	31	25	0	0	0	0	0	0	56
Austria	AUT	28	13	41	17	0	0	0	0	0	0	78
Azerbaijan	AZE	14,516	27,847	42,363	1,732	0	0	658,793	0	0	0	702,888
Bahrain	BHR	781	0	781	1,213	0	0	0	0	0	0	1,994
Bahrain	BHR	302	0	302	158	0	0	0	0	0	0	460
Bangladesh	BGD	23,018	14	23,032	63,206	0	0	0	0	0	0	86,238
Barbados	BBB	231	0	231	226	0	0	0	0	0	0	457
Barbados	BBB	11,449	40	11,500	4,396	0	0	0	0	0	0	15,896
Belgium	BEL	14	0	14	86	0	0	0	0	0	0	100

[View annex tables by category and country.](#)

6 See the [Methodology](#) page of UNHCR’s Refugee Data Finder for a definition of each population group.
7 The total number of people forcibly displaced is calculated using UNHCR, UNRWA and IDMC statistics.
8 See: UNHCR’s [Refugee Data Finder](#).

Forcibly displaced people **110 million**

Population UNHCR protects and/or assists **110.8 million**



SPAIN. Syrian refugee, Ali, takes his children to school in Seville, Spain. In March 2023, Ali and his family were resettled in Spain as part of an emergency resettlement programme, after their home was destroyed in the devastating earthquake that struck Türkiye earlier in the year. After having fled the war in the Syrian Arab Republic in 2013, they were refugees in Türkiye for about a decade.

© UNHCR/MARC ROVIRA



CHAPTER 1

Introduction

At the end of June 2023, an estimated **110 million** people remained forcibly displaced by persecution, conflict, violence, human rights violations and events seriously disturbing public order, 1 per cent more than at the end of 2022.⁹ UNHCR estimates that the global number of people forcibly displaced has grown during the following three months, and at the end of September 2023 is likely to have exceeded **114 million** people.¹⁰

The mid-year total represents an increase of 1.6 million compared to the end of 2022. More than 1

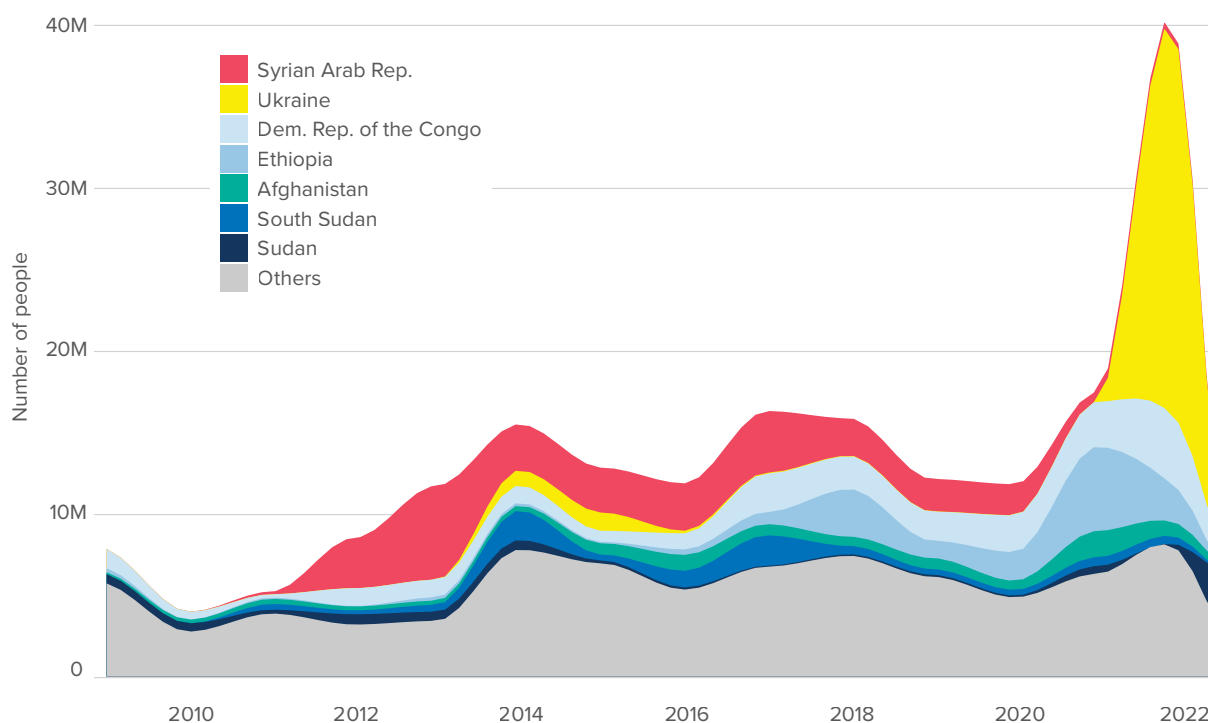
in 73 people worldwide remained forcibly displaced as a result,¹¹ 88 per cent of them in low- and middle-income countries. Most people who are forced to flee never cross an international border, with just 10 countries accounting for more than three-quarters of all people displaced within their own country. Similarly, over 87 per cent of all refugees under UNHCR's mandate and other people in need of international protection originated from just 10 countries.

⁹ The total number of people forcibly displaced is calculated using UNHCR, UNRWA and IDMC statistics. See [UNHCR population categories explained](#).

¹⁰ Sources: UNHCR [nowcasting of refugees and asylum-seekers](#), operational data on internal displacement and the number of Palestine refugees under UNRWA's mandate at end-September.

¹¹ A decade ago, in 2014, the same ratio was 1 in 124; 20 years ago, in 2004, it was 1 in 162, and 30 years ago, in 1994, it was 1 in 119.

Figure 1 | **New internal displacements and people forced to flee across borders by country of origin | 2009 – mid-2023¹²**



In fact, globally almost one-third of all forcibly displaced people originated from just three countries: Afghanistan, Syria and Ukraine. While the number of forcibly displaced **Syrians** declined slightly during the first six months of 2023, they continue to be the largest group (13.3 million), as has been the case for a decade. Nearly half of Syria's population remained displaced at mid-2023, 6.7 million people within the country and 6.7 million refugees¹³ and asylum-seekers, with most hosted in Türkiye.

In the first six months of the year, seven major displacement situations stood out in terms of magnitude and impact on global figures. Together they accounted for about 90 per cent of new displacement within their country or across international borders.

More than a year after the full-scale invasion of **Ukraine** in February 2022, people continued to flee. In the first six months of 2023, more than 1.1 million Ukrainians were newly displaced, with just under half remaining within their country, and most others fleeing to other European countries. While the number of forcibly displaced Ukrainians declined to 11 million at mid-2023, over one-quarter of the Ukrainian population remains displaced.

Whilst new estimates of returns to and within Ukraine¹⁴, show that 1.1 million internally displaced people and 197,000 refugees returned during the first six months of 2023, it remains highly challenging to accurately quantify such movements and classify them as returns. The ongoing volatility of the situation continues to cause new displacement both within and outside the country, with the risk that individuals intending to return to Ukraine are displaced once

¹² Sources: UNHCR's [population flow dataset](#), IDMC [new internal displacements](#) until 2022 with UNHCR estimates for mid-2023. The seven countries shown are the source of the most newly displaced people during the last 15 years. The new displacement covers from January to June in 2023, while the previous years present the figures in from January to December. Cautions should be made for comparison.

¹³ Including people in refugee-like situations.

¹⁴ The number of refugee returns to Ukraine is estimated using the [IOM DTM data Round 13](#). The report estimates that 861,000 refugees have returned for three months or more, which may (in light of the high frequency of pendular movements between Ukraine and host countries) indicate an intention for a stable return. Of these 158,000 have returned for between 3 and 6 months and are reported in 2023 statistics, while 703,000 returned more than 6 months ago and are reported retroactively in 2022. In addition, 353,000 refugees have returned to locations in Ukraine that are not their place of origin. UNHCR estimates that 39,000 of them returned in the first six months of 2023, with 314,000 having returned in 2022.

again at a later date. At the same time, many refugees engage in pendular movements between Ukraine and host countries to visit family, retrieve documents and for other reasons.¹⁵

In **Sudan**, fighting between the Sudanese Armed Forces and the paramilitary Rapid Reaction Forces commenced in April in Khartoum and quickly spread to other parts of the country. Despite repeated announcements of ceasefires, the intense fighting between the two military factions continues at the time of writing. The conflict comes at a time when Sudan was already experiencing its highest levels of humanitarian need in a decade, with 3.6 million people already displaced within the country at the start of the year, the majority living in camps in Darfur. There were as well nearly 924,100 Sudanese refugees and asylum-seekers, mostly hosted by neighbouring countries.

By mid-year, more than 3 million people had been newly displaced in the country, with almost a quarter of a million Sudanese, and over 163,000 people of other nationalities – mostly refugees previously living in Sudan – having fled to neighbouring countries. By the end September 2023, estimates have grown to 4.3 million people newly displaced within the country with a further 823,600 Sudanese refugees and asylum-seekers forced to flee to neighbouring countries.¹⁶ Calculating a new total figure for internal displacement in Sudan, taking into account both the previous displaced population and those newly uprooted, has been challenging. Analysis in September indicates the total number of people remaining displaced within the country is likely to exceed 7 million,¹⁷ the largest factor in the 114 million end-September global forced displacement estimate.

At the end of 2022, the country was home to nearly 1 million refugees – the second-highest refugee population in Africa, mostly from South Sudan as well as Ethiopia, Eritrea, Syria and the Central African Republic. By the end of September, around 272,300 of them had returned to their home countries or fled to other countries neighbouring Sudan, even if that meant going to areas that are far from stable or ready to receive them. Neighbouring countries like Chad

and South Sudan are two of the least developed countries in the world and were already hosting large numbers of refugees and internally displaced people on insufficient and dwindling levels of humanitarian funding.

Without a resolution to the crisis, UNHCR and its partners estimate that the number of refugees and returnees forced to flee in search of safety and basic assistance could reach 1.8 million by the end of 2023.¹⁸

In the **Democratic Republic of the Congo**, one of the world's longest-running humanitarian crises continued. A new and deadly offensive by the M23 armed group in North Kivu Province began in 2022 and has caused hundreds of thousands of people to be displaced. In the first six months of 2023, 1.3 million people were newly displaced across the country, contributing to the estimated 6 million Congolese who remained displaced inside their country at mid-2023. Another 1.1 million are living as refugees or asylum-seekers, mostly in countries across Africa.

Somalia was inundated with flash floods in April 2023,¹⁹ after four consecutive failed rainy seasons, and while the number of people in the country without enough to eat is lower than at the end of 2022, it is set to increase again during 2023 due to insufficient rains and humanitarian funding shortages.²⁰ Many areas of the country also face insecurity caused by armed conflict. The combination of drought, floods and conflict has displaced 892,600 people inside the country in the first six months of 2023, while 53,800 more have crossed into Kenya to seek aid at the Dadaab refugee camps, and into Ethiopia. At mid-2023, nearly 4.8 million Somalis remained displaced, almost all in Somalia and neighbouring countries.

In **Myanmar**, the humanitarian situation has become increasingly dire, and 443,000 new displacements were reported in the first six months of 2023, as the military takeover in February 2021 continued to trigger widespread violence. Consequently, the number of people remaining internally displaced

¹⁵ See [UNHCR: The impact of travel to Ukraine on refugees' legal status and access to rights in host countries](#)

¹⁶ See [Sudan situation on the operational data portal](#), as of 02-October-2023.

¹⁷ See [Internal Displacement in Sudan Nearly Doubles Since Onset of Conflict](#)

¹⁸ See [\\$1 billion now required to support millions fleeing Sudan conflict as needs soar](#)

¹⁹ See [heavy rains hit drought stricken Horn of Africa](#).

²⁰ See [Somalia: Acute Food Insecurity Situation for August - September 2023 and Projection for October - December 2023](#).

at mid-year grew to 1.8 million. A further 1.3 million refugees and asylum-seekers from Myanmar remained displaced with most hosted by other countries in the region, notably Bangladesh.

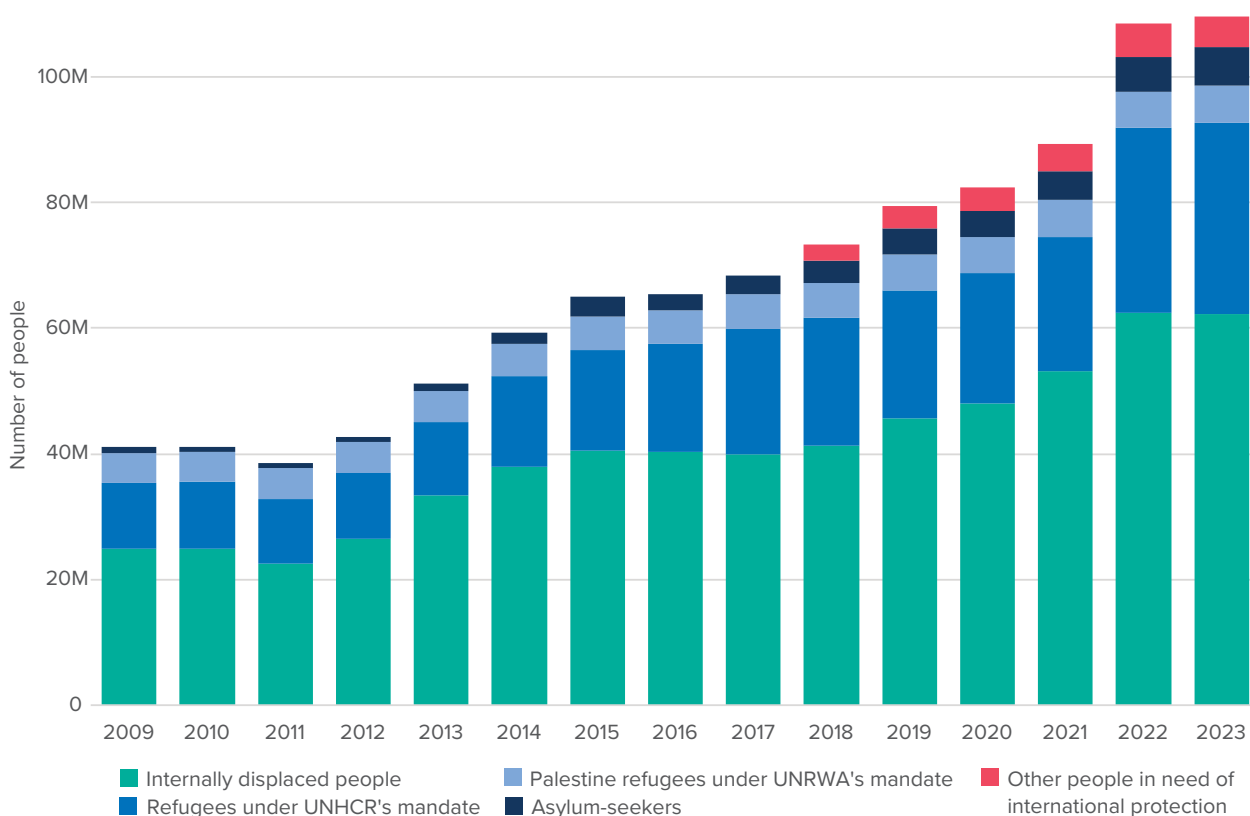
The humanitarian crisis in **Afghanistan** shows no signs of easing and, at mid-2023, some 9.7 million Afghans remained displaced. Conflict may have largely subsided following the Taliban's takeover of August 2021, but rising prices, a collapsing economy, and ever-increasing restrictions on the rights of women and girls continue to cause misery. Poverty is endemic, half of the population of more than 40 million people faces acute food insecurity, and nearly 3.3 million people in the country remained displaced from their homes at mid-2023. The number of Afghan refugees²¹, reported globally increased from 5.7 million to 6.1 million, mostly reflecting new population estimates reported by the Government of Pakistan. Together, the Islamic Republic of Iran (3.4 million) and

Pakistan (2.1 million) hosted 90 per cent of all Afghan refugees.

Nationals of Latin America and the Caribbean countries registered around one-third of all new individual asylum applications globally. Most were registered by Venezuelans, Cubans, Colombians, Nicaraguans and Haitians in the United States of America and Mexico, with asylum-seekers risking the dangerous route through the Darien jungle – a treacherous stretch of jungle that separates Colombia and Panama.

Globally, 1.6 million new individual asylum applications were made, the largest ever number recorded in the first six months of the year. Despite 637,700 substantive decisions by States and UNHCR on these asylum applications, the volume of new applications meant that the number of asylum-seekers awaiting a decision on their cases climbed 12 per cent to 6.1 million.

Figure 2 | **People forced to flee | 2009 – mid-2023**²²



²¹ Including people in refugee-like situations

²² Internal displacement estimates are sourced from the Internal Displacement Monitoring Centre. Only IDPs displaced due to conflict and violence are included within the 110 million people that have been forced to flee.

Durable solutions for refugees and internally displaced people continued to be available for too few people in the first six months of 2023. Most spontaneous returns that took place in the first half of the year occurred in contexts not entirely conducive to return in safety and dignity, and they may not be sustainable. Just over 404,000 refugee returns were recorded, more than double the same period in 2022, with most returning to Ukraine—despite the ongoing international armed conflict—and to South Sudan from Sudan - most fleeing the outbreak of the war in Sudan.

Other solutions for refugees include resettlement to third countries,²³ and the number of refugees resettled in the first half of 2023 reached 59,500, 41 per cent more than the same period in the previous year. Nevertheless, resettlement arrivals in the first half of 2023 constituted only 3 per cent of the 2 million people globally that UNHCR estimated were in need of resettlement.

Almost 2.7 million internally displaced people returned to their places of origin during the same period (more than double the returns during the first half of 2022), 1.1 million in Ukraine and a further 606,600 in Ethiopia following the cessation of fighting in the north of the country in late 2022. This means that 3.5 times more people became refugees than returned or were resettled and 2.5 times more people were newly internally displaced than were able to return.

Four years after the inaugural Global Refugee Forum in 2019, the forthcoming second Forum in December 2023 will be an opportunity to further demonstrate that solidarity with people forced to flee is possible. Governments, refugees, local authorities, international organizations, civil society and the private sector will assess the implementation of the 1,673 pledges and nearly 50 initiatives launched since the first Forum and announce new pledges, including financial and technical support and policy approaches. The outcome must contribute to strengthening the global response to record levels of displacement and the search for solutions.



CHAD. Hundreds of newly arrived Sudanese refugees wait for food distribution in Koufroun, Chad. Most of them fled violence and insecurity in Tindelti, the Sudan, which is located a few hundred metres across the border. In Chad, UNHCR works closely with the Government and partners to help identify and respond to the needs of refugees.

© UNHCR/COLIN DELFOSSE

²³ Resettlement is the voluntary relocation of refugees from a State where they have sought asylum to another State that has agreed to admit them and grant them permanent residence status.

AUSTRALIA. *Fatima is the captain of the Afghan Women's Football Team. Previously, she was evacuated to Australia, along with 37 other players and their families. After the de facto authorities came to power in August 2021 in Afghanistan, these women and their families were granted emergency visas by the Government of Australia, as it was no longer safe for them to stay in their home country.*

© UNHCR/HEIDI WENTWORTH-PING



CHAPTER 2

Refugees

35.8
MILLION

refugees at mid-year, including **5.5 million** people in refugee-like situations and **5.3 million** other people in need of international protection. There were an additional **5.9 million** Palestine refugees under UNRWA's mandate at mid-year.

1.2
MILLION

new refugees were recognized or received temporary protection during the first half of the year (+3 per cent).

87
PER CENT

of refugees originate from just ten countries.

6.5
MILLION

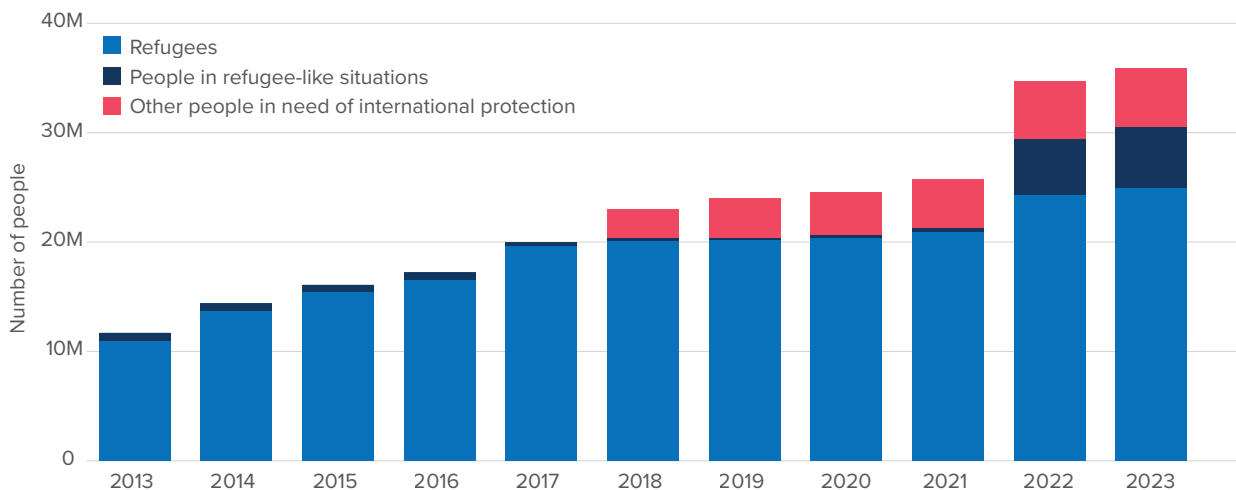
refugees were from Syria, which has been the largest country of origin for a decade.

Overview

Worldwide, the total number of refugees increased by 1.2 million or 3 per cent during the first half of 2023, driven by refugees fleeing Sudan following the outbreak of war in the country in April 2023, continued displacement from Ukraine and improved population estimates of Afghans in Pakistan. By

the end of June, there were an estimated 35.8 million refugees globally, most of whom have been in displacement for many years. This figure has doubled within a span of less than seven years. The global total includes 5.5 million people in refugee-like situations, and 5.3 million other people in need of international protection. All further references to refugees in this chapter include all three of these population groups, unless otherwise stated.

Figure 3 | **Refugees, people in refugee-like situations and other people in need of international protection | 2013 - mid-2023**

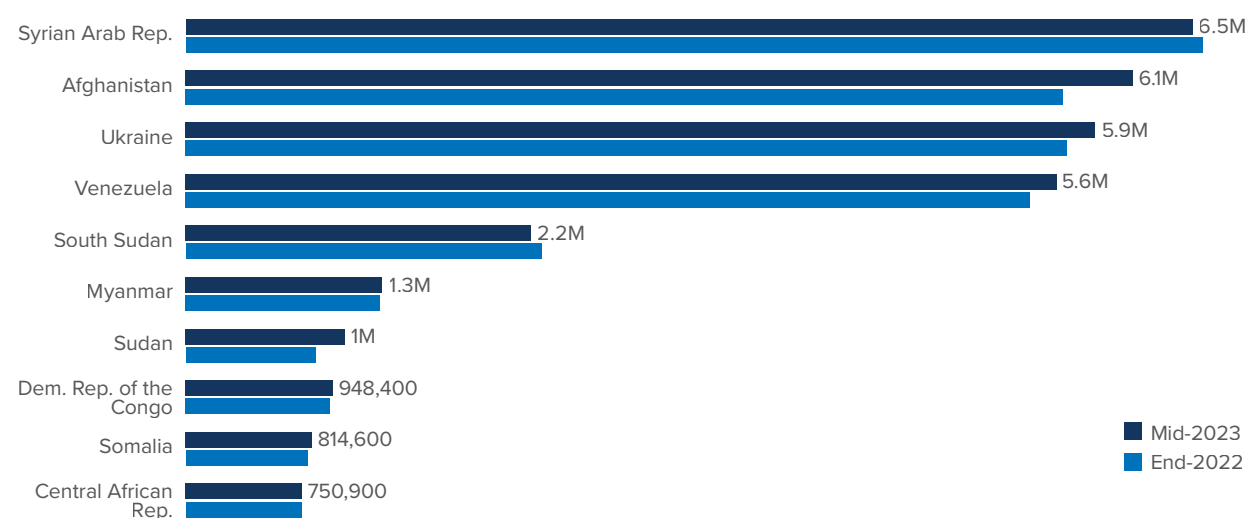


International protection was granted to almost 1.2 million people during the half-year, as 370,800 people received a positive decision on their individual asylum claim, 309,900 were recognized on a group basis and 500,700 were granted temporary protection (see [“How is refugee status granted?”](#)). A further 458,300 people in refugee-like situations were estimated to have been displaced during the first half of the year.²⁴

By country of origin

Globally, 87 per cent of all refugees originated from just 10 countries at mid-year, consistent with 2022. Just over half of refugees worldwide are Afghan, Syrian or Ukrainian.

Figure 4 | **Refugees, people in refugee-like situations and other people in need of international protection by country of origin | mid-2023**



The Syrian refugee population continues to be the largest globally, as has been the case for the last decade. More than 6.5 million Syrian refugees were reported at mid-year in 130 countries, slightly fewer than at the end of 2022. Most are hosted by neighbouring countries, including **Türkiye** (3.3 million), **Lebanon** (795,300), and **Jordan** (659,500). A further 692,700 Syrian refugees resided in **Germany**.

The number of Afghan refugees increased from 5.7 million to 6.1 million. This increase primarily reflects new population estimates reported by the Government of Pakistan, accounting for the arrival of Afghans in the country since the Taliban takeover of August 2021. Together, **Pakistan** (2.1 million) and the **Islamic Republic of Iran** (3.4 million) host 90 per cent of all Afghan refugees.

The number of Ukrainian refugees grew by 3 per cent during the first six months of the year to

reach 5.9 million.²⁵ During this period, 488,300 Ukrainians received temporary protection in Europe, and an additional 104,400 people who have been displaced but have not yet applied for temporary protection status or are hosted in countries applying similar protection schemes. The total also reflects adjustments by government authorities in Europe to their statistics including revisions to the active number of beneficiaries of temporary protection due to de-duplications and de-activations.

After war broke out in Sudan in April, 195,100 Sudanese refugees fled the country, with neighbouring Chad (179,800) receiving the majority. The number of refugees from Sudan is expected to increase further, as outflows have continued considerably since June.

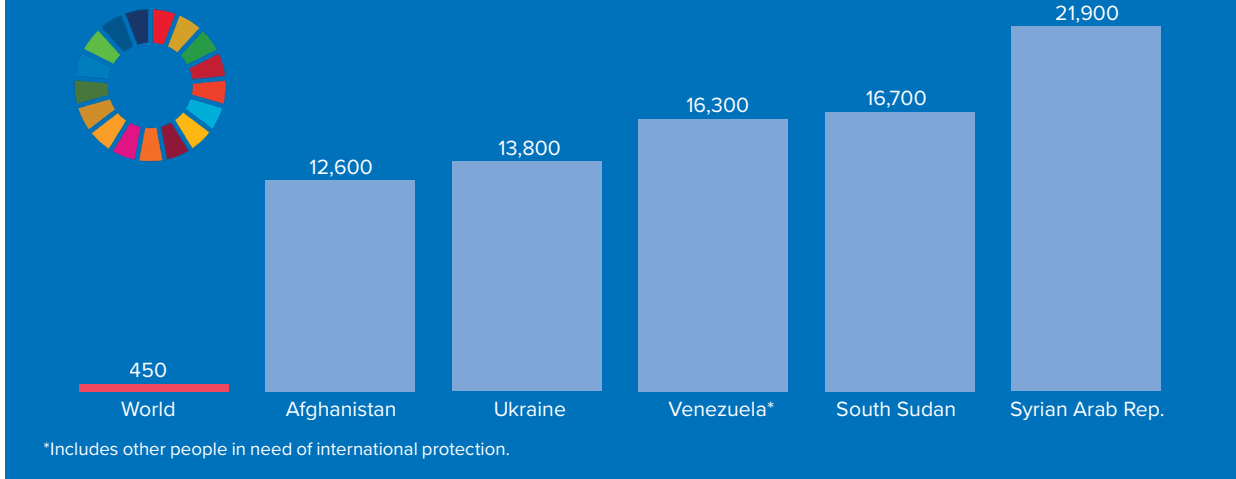
²⁴ See [UNHCR's forced displacement flow dataset](#). Most people in a refugee-like situation are Afghan or Ukrainian. In 2023, Brazil reported more than 90,000 people in a refugee-like situation for the first time, primarily Haitian nationals, who have received humanitarian visas in the country.

²⁵ See [UNHCR's Ukraine Situation Operational Data Portal for up-to date statistics of refugees from Ukraine recorded in Europe and beyond](#).

SUSTAINABLE DEVELOPMENT GOALS - INDICATOR 10.7.4

SDG indicator 10.7.4 identifies the proportion of a country’s population who become refugees.²⁶ Syria (21,900 people per 100,000 inhabitants) and South Sudan (16,700 people per 100,000 inhabitants) have seen the greatest proportion of their national population become refugees. By comparison, globally, 450 people per 100,000 are refugees.

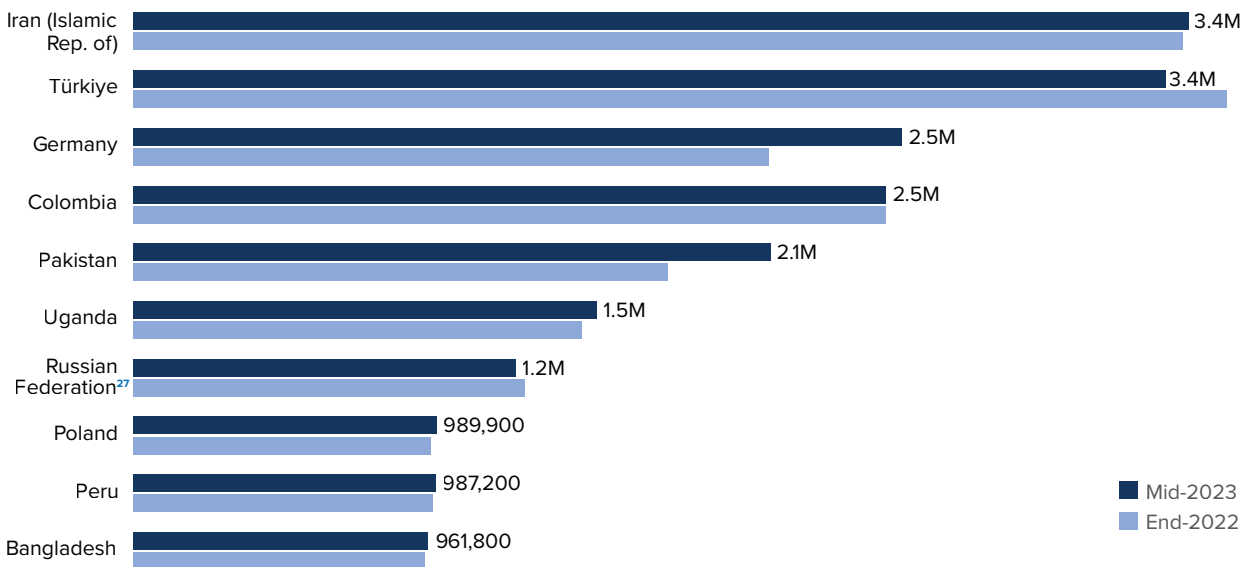
Figure 5 | SDG Indicator 10.7.4 – Refugees, people in refugee-like situations and other people in need of international protection per 100,000 national population | mid-2023



By country of asylum

At mid-year, the Islamic Republic of Iran (3.4 million), Türkiye (3.4 million), Germany and Colombia (2.5 million each) hosted the most refugees globally.

Figure 6 | Refugees, people in refugee-like situations and other people in need of international protection by country of asylum | mid-2023



²⁶ See [UN Statistical Commission 51st session \(2020\) documents](#). Indicator 10.7.4 is computed as follows: [Number of refugees by country of origin at end-year / (End-year population in country of origin + number of refugees by country of origin at end-year)] * 100,000. For this report, refugees, people in refugee-like situations and other people in need of international protection have been included. The indicator excludes Palestine refugees under UNRWA’s mandate.

²⁷ The figure of refugees in the Russian Federation includes 34,267 Ukrainians who were holding refugee or temporary asylum status by mid-2023, as well as those recorded in the country by mid-2023 under other forms of stay.

Table 1 | **Key facts for countries hosting refugees, people in refugee-like situations and other people in need of international protection, by country of asylum | mid-2023** ²⁸

69 per cent were hosted by neighbouring countries	The majority of people fleeing conflict and persecution remain near their country of origin.
75 per cent were hosted by low- and middle-income countries	Low-income countries continued to host a disproportionately large share of the world's displaced people, both in terms of their population size and the resources available to them. These countries represented 9 per cent of the global population and only 0.4 per cent of global gross domestic product, yet they hosted 16 per cent of refugees. This included very large refugee populations in Chad, the Democratic Republic of the Congo, Ethiopia, Sudan and Uganda. A further 29 per cent were hosted by lower-middle-income countries such as Bangladesh, the Islamic Republic of Iran, and Pakistan. Upper-middle-income countries, including Colombia, Jordan, Lebanon, and Türkiye, hosted 30 per cent of all refugees. High-income countries, which account for most of global wealth, ²⁹ hosted 25 per cent of refugees by mid-2023.
20 per cent were hosted by the Least Developed Countries ³⁰	There are 46 Least Developed Countries, including Bangladesh, Chad, the Democratic Republic of the Congo, Ethiopia, Rwanda, South Sudan, Sudan, Uganda, the United Republic of Tanzania, and Yemen. By June 2023, the number of refugees hosted in Least Developed Countries stood at 7.1 million, or 20 per cent of all refugees worldwide. In comparison, these countries account for less than 1.4 per cent of global gross domestic product.
66 per cent were in protracted situations	Protracted situations are defined as those where more than 25,000 refugees from the same country of origin have been in exile in a given low- or middle-income host country for at least five consecutive years. This definition should be seen as a reflection of the situation as a whole and does not refer to circumstances of individual refugees. By June 2023, an estimated 23.8 million refugees and other people in need of international protection were in a protracted situation. There were 59 protracted situations in 37 different host countries. Compared to the end of 2022, two situations were newly classified as protracted: Congolese refugees in Kenya and Somali refugees in Uganda.

²⁸ See [refugee hosting metrics](#). Includes people in refugee-like situations and other people in need of international protection. Palestinian refugees under UNRWA's mandate are excluded from this analysis.

²⁹ High-income countries account for 60 per cent of global gross domestic product (Source: World Bank GDP statistics). This compares with 0.4 per cent, 8 per cent and 30 per cent for low-, lower-middle- and upper-middle-income countries respectively.

³⁰ There are 46 [Least Developed Countries](#). These are typically low- or lower-middle-income countries confronting severe structural impediments to sustainable development. The list of countries is revised every three years.

DEMOCRATIC REPUBLIC OF THE CONGO. *In January 2023, a fragile ceasefire agreement was broken when violent clashes, including heavy artillery bombardment, erupted between the Congolese army and a non-State armed group. In less than a week, more than 100,000 people, mainly women and children, fled into Masisi Territory, and tens of thousands settled near Green Lake where living conditions were extremely poor.*

© UNHCR/BLAISE SANYILA



CHAPTER 3

Internally Displaced People

57
MILLION

people remained internally displaced due to conflict or violence at mid-2023, slightly fewer than at the end of 2022.

6.8
MILLION

new displacements due to conflict or violence occurred during the first six months of 2023, mostly in Sudan, Somalia, the Democratic Republic of the Congo, Ukraine and Myanmar.

2.7
MILLION

IDPs returned to their place of origin, over twice as many as during the first six months of the previous year, primarily occurring in Ukraine and Ethiopia (see the solutions chapter for details).

6.9
MILLION

internally displaced people protected/assisted by UNHCR were reported in Colombia, the most globally, followed by Syria (6.7 million) and the Democratic Republic of the Congo (6 million).

WHO IS INCLUDED IN INTERNAL DISPLACEMENT STATISTICS?

People forced to flee due to armed conflicts, generalized violence, or human rights violations and who remain within their own countries are known as internally displaced people (IDPs). Globally, most forcibly displaced people remain in their own countries.

At mid-2023, UNHCR reported on situations of internal displacement in 34 countries, and the following figures in this chapter relate to IDPs protected/assisted by UNHCR, unless otherwise indicated. The figures exclude people displaced within their countries due to disasters and the impact of climate change.

Internal displacement overview

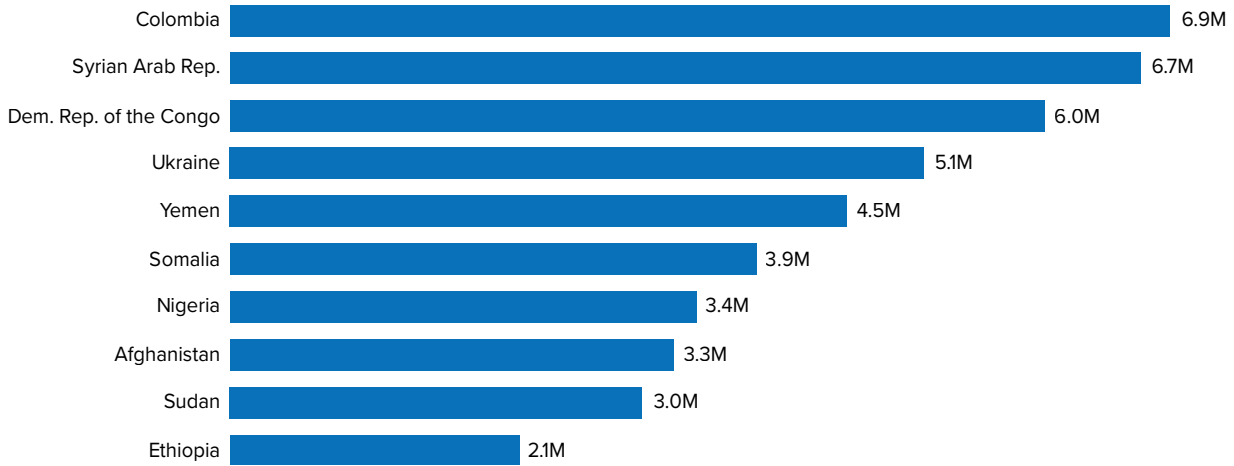
At mid-year, most forcibly displaced people continue to remain within their countries (57 per cent). More than three-quarters of all IDPs were reported in just 10 of the 34 countries where UNHCR is engaged with IDPs, similar to previous years. The global total fell slightly, primarily due to the lack of an updated estimate of all people remaining displaced within Sudan.

In the first half of 2023, 6.8 million new displacements were reported, 83 per cent of which occurred in sub-Saharan Africa. While this proportion is much higher than the same period in 2022 when the full scale invasion of Ukraine displaced millions of people, it is consistent with years prior to 2022.

Colombia (6.9 million³¹) and Syria (6.7 million) continued to report the most IDPs. The Democratic Republic of the Congo (6.0 million) once again

became the country reporting the third largest IDP population as estimates of the number of IDPs in Ukraine fell to 5.1 million at the end of June 2023.

Figure 7 | IDPs protected / assisted by UNHCR | mid-2023



Key changes by country

During the first six months of 2023, the most significant changes in internal displacement occurred in Sudan, the Democratic Republic of the Congo, Somalia, Ukraine and Myanmar

In April 2023, war broke out between the Sudanese Army Forces and the Rapid Support Forces in multiple cities in **Sudan**, including Khartoum, Al Fasher, Merowe, Nyala, Ag Geneina, and El Obeid. This crisis has led to a further deterioration of the humanitarian context in the country, compelling millions of people to flee, with 3 million remaining displaced at mid-2023, and displacement reported to have subsequently further increased.³²

In the **Democratic Republic of the Congo** fighting between armed groups and the Congolese armed forces intensified in North and South Kivu, and Ituri provinces resulting in 1.3 million new displacements during the first six months of 2023.³³

Persistent insecurity, exacerbated by the effects of a severe drought, caused 892,600 new displacements in **Somalia** during the reporting period, with the number of people remaining displaced within the country rising to 3.9 million at mid-year.

More than half a million new displacements were estimated to have occurred in **Ukraine** in the first six months of 2023 (560,000), less than a tenth of the displacements reported in the same period of 2022. Many people were forced to flee because of the collapse of the Nova Kakhovka dam.³⁴ Elsewhere in the country, more than 1 million Ukrainians returned to their place of origin during the same period, and the number of people remaining displaced at mid-year fell to 5.1 million.

In **Myanmar**, 443,000 new displacements were reported, as the military takeover in February 2021 continued to trigger widespread violence and the number of people remaining displaced at mid-year grew to 1.8 million.

³¹ The National Victims Registry of Colombia contains the historical accumulated figure of the number of victims of displacement which continues to increase, with new displacements that continue to be registered. The total number of persons recognized as victims of displacement (more than 8.4 million), includes the number of IDPs who are subject to attention and/or reparation, i.e. those who meet the requirements to access the measures of attention and reparation established in Colombian Law 1448 (6.9 million). The number of victims of displacement who are deceased, direct victims of forced disappearance and homicide, and other victims who, for various reasons, cannot effectively access these measures, are identified as not being subject to attention or reparation and therefore not included in the figure of 6.9 million. Source: unidad victimas as of 30 June 2023.

³² It has not been possible to combine the estimates of the 3.6 million people displaced within the country at the start of the year with those people newly displaced since April (3 million at mid-year). The true number of IDPs in Sudan is therefore likely to be higher. See IOM's [Methodological note on Sudan](#).

³³ See [Nearly 1 Million Newly Displaced in DRC in First Half of 2023 Amid Surge in Violence](#), ReliefWeb

³⁴ See [Registered IDP area baseline assessment, Ukraine, Round 26, July 2023](#), IOM

CÔTE D'IVOIRE. Women and children who fled Burkina Faso gather in a school to be registered as asylum-seekers by UNHCR partners. They crossed an international border to seek safety from armed conflict, insecurity as well as threats, intimidation and attacks by non-State armed groups.

© UNHCR/INSA WAWA DIATTA



CHAPTER 4

Asylum-Seekers

1.6 MILLION

new individual asylum applications were registered in the first six months of 2023, more than in the first half of any previous year.

680,700

people were granted refugee status through individual (370,800) or group (309,900) procedures (+34 per cent).

500,700

people received temporary protection (-86 per cent).

58 PER CENT

the total protection rate was 58 per cent.³⁵

6.1 MILLION

asylum-seekers were pending a decision on their claims at mid-2023 (+12 per cent).

HOW IS REFUGEE STATUS GRANTED?

Fair and efficient asylum systems are essential to assess the asylum claims of those seeking international protection against the legal criteria set out in international, regional and national law. Such assessments, known as Refugee Status Determination (RSD), are the responsibility of, and conducted primarily by governments. In the absence of a fair and efficient national asylum system UNHCR may conduct RSD under its mandate to facilitate protection and solutions, however, its priority is supporting States to assume their RSD responsibilities.

Refugee status can be determined through either individual or group procedures, and the result of such recognition is the same. **Individual RSD** procedures start with the applicant registering their asylum claim for the first time in a country – a new asylum application. Once their claim is processed, applicants will either:

- Receive a **substantive decision** on their case. Such decisions include the grant of Convention status, complementary and other forms of protection, and rejected cases.
- Or their case will be **closed for administrative reasons**, which means a decision is not made on the case's merits. Examples of a case being closed for administrative reasons includes the death of the applicant, withdrawal of the application, abandonment of the claim, or the determination that another country is responsible for the claim.
- If applications are rejected, applicants should have the right to appeal this decision by applying for a review by administrative appellate bodies or the courts (or both). Statistical information on the filing and outcomes of asylum appeals and court proceedings, especially at

³⁵ Defined as the percentage of substantive decisions on individual procedures that resulted in international protection.

secondary or higher appeals, is underreported in UNHCR's statistics, as this type of data is often either not collected by States or not published.

Recognition through group procedures most commonly takes place when there are readily apparent, objective circumstances in a country of origin which suggest that most individuals fleeing from that country are likely to be refugees. In most cases, those being granted refugee status on a group basis will be directly registered as refugees, as opposed to those recognized on an individual basis who will first be registered as an asylum-seeker. This is why individuals undergoing group determination will normally not be counted in the "asylum application" total. Individual procedures primarily take place in the Americas and Europe, while most group refugee recognitions are conducted in Africa.

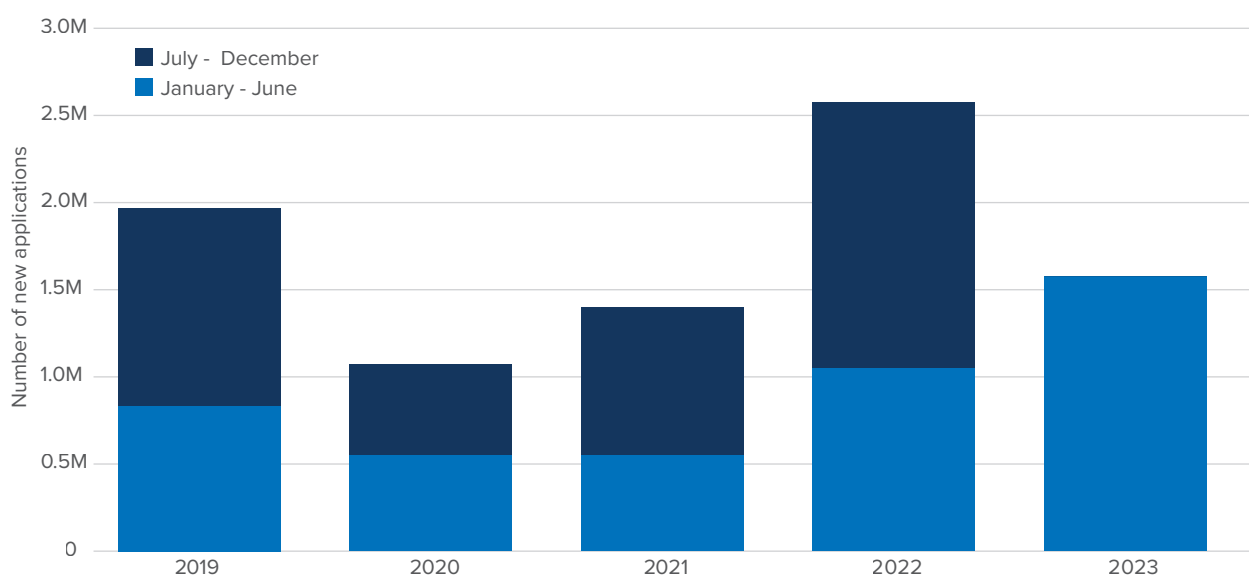
In addition to group and individual refugee protection, in some circumstances individuals that would otherwise apply for refugee status instead apply for, and are granted, **temporary protection**. Temporary protection is considered to be complementary to the international refugee protection regime. It can be an effective tool to use in the context of large-scale displacement to provide immediate protection from refoulement, access to legal status and rights in host countries.

Overview

In the first six months of 2023, the number of individual asylum applications registered by States or UNHCR was 1.7 million. Of these, 1.6 million were new asylum applications and 162,400 were repeat, or appeal applications for review by judicial and administrative appellate bodies. Compared to the first six months of the previous year, new individual

applications increased by more than 50 per cent, with increases of more than 10 per cent registered in almost 90 countries. Historical data shows that typically more asylum applications are registered in the second half of the year (see figure 8). Given the unprecedented number of new applications until June this year, the total number of new applications in 2023 is likely to surpass last year's total figure of nearly 2.6 million.

Figure 8 | **New asylum Applications | 2019 – 2023**



Globally more than 95 per cent of new asylum applications were registered by States, with the remaining 5 per cent registered with UNHCR. UNHCR continues to focus on building and strengthening

national asylum systems in countries where fair and efficient procedures are not yet in place and only implements RSD activities directly where it provides a tangible protection benefit or enables

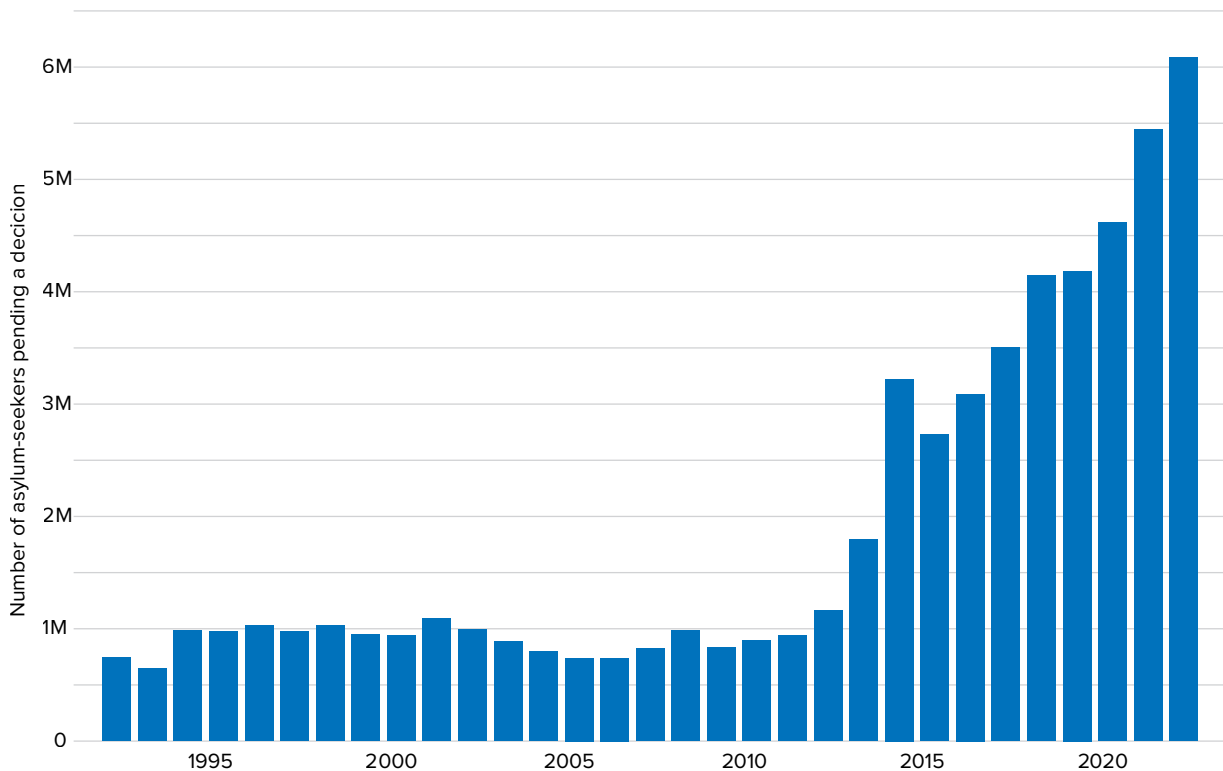
access to solutions. While the percentage of applications registered by UNHCR may vary from year to year, responding to needs, there is a longer-term downward trend since 2013 when UNHCR registered 22 per cent of all new asylum applications. In the following years, several countries receiving substantial numbers of asylum-seekers have established national asylum systems.

Between January and June 2023, 637,700 individuals received a substantive decision on their individual refugee claim, slightly less than during the same period of 2022. Refugee status (40 per cent) and complementary forms of protection (18 per cent) accounted for just under two-thirds of all substantive decisions. An additional 455,500 asylum claims were closed for administrative reasons. The Total Protection Rate (TPR), which measures the percentage of substantive decisions that resulted in some form of international protection, increased slightly to 58 per cent, the highest value recorded since 2016. The TPR varies greatly based on the situation in the country of origin, with some of the highest TPRs being seen for Afghans (84 per cent), nationals of Burkina Faso (97 per cent), Eritreans (89 per cent) and Syrians (95 per cent).

In addition to the decisions on individual refugee claims, more than 309,900 people were granted international protection on a group basis and 500,700 received temporary protection.

As new applications have continued to exceed decisions since 2021, asylum systems face a growing backlog of outstanding cases (see figure 9). By June 2023, the number of asylum-seekers waiting for a decision stood at 6.1 million, 638,900 more than at the end of 2022. Within a timespan of less than 6 years, the number of asylum-seekers waiting for a decision has doubled. The growing backlogs reflect the urgent need for States and other stakeholders to invest in the institutional capacity of national asylum systems. Strong asylum institutions are able to institute more efficient procedures by frontloading data collection at registration, triaging cases and implementing simplified and accelerated procedures for those likely to be in need of international protection as well as manifestly unfounded applications. Making use of technological advances can also assist in increasing efficiency, as solid case management systems, including online registration systems, can assist in streamlining procedures.

Figure 9 | Number of asylum-seekers pending a decision | 1993 - Mid-2023

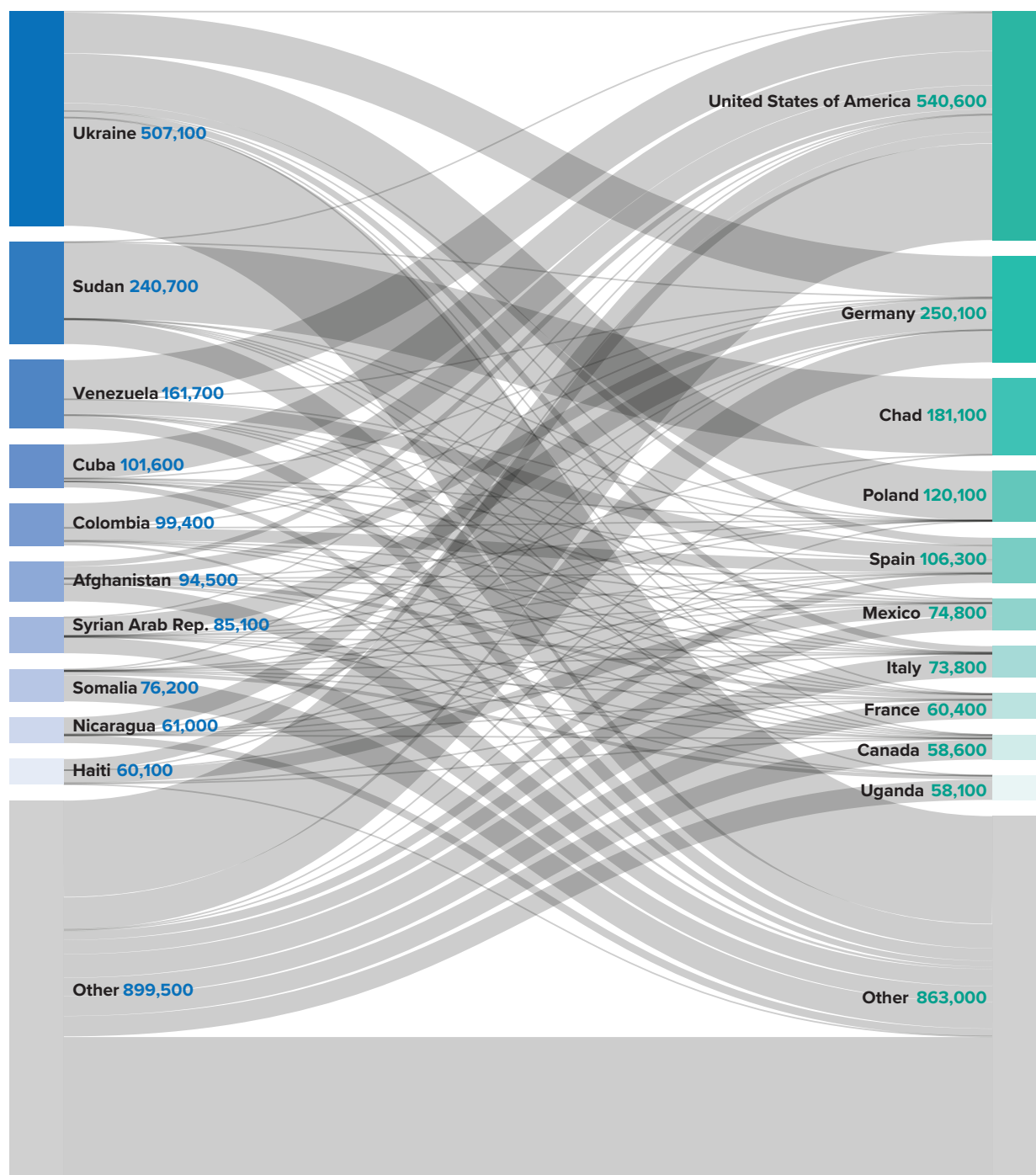


Key asylum flows between January and June 2023

During the first six months of 2023, four trends in new individual applications, group recognitions and

temporary protection between countries of origin and countries of asylum are particularly noteworthy:

Figure 10 | Key flows of people registered for new individual asylum applications, recognized on a group basis or granted temporary protection | January – June 2023

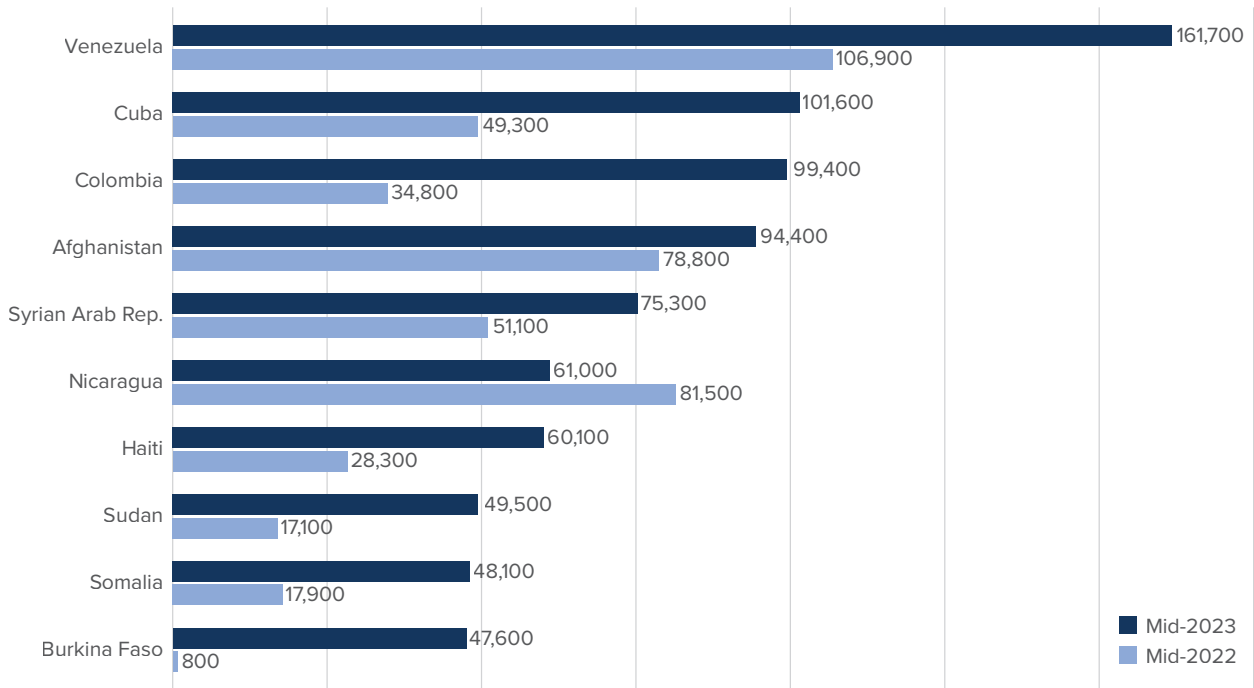


Between April and June, at least 240,700 **Sudanese** nationals fled the outbreak of war in their country, predominantly to neighbouring countries.³⁶ In neighbouring Chad (179,700) and South Sudan (11,400), Sudanese refugees were recognized on a group basis. A further 49,500 Sudanese nationals applied for asylum, notably in Egypt (21,300),³⁷ the Central African Republic (12,400) and Libya (7,000)³⁸.

More than half a million **Ukrainians** (488,300) received temporary protection in the first half of 2023, primarily in Poland (116,500), Germany (96,000), Czechia (55,400) and Romania (33,200). An additional 18,800 Ukrainians registered asylum claims. Seven times fewer Ukrainians received temporary protection or claimed asylum than during the same period of 2022.

Countries in **Europe** received the largest number of new individual asylum applications since 2016, totalling 539,700 (+8 per cent compared to the same period in 2022). Germany (150,200, +78 per cent), Spain (87,100, +51 per cent), France (60,400, +19 per cent) and Italy (59,500, +84 per cent) received most of them. New individual asylum applications were lodged by 181 nationalities, with substantial variance in caseloads between asylum countries. New applications by Syrians (70,700, of which 62 per cent were registered in Germany), Afghans (65,500, mostly in Germany, France and Türkiye), and Venezuelans (37,500, primarily in Spain) accounted for nearly one-third of new applications in the region.

Figure 11 | Largest source countries for new asylum applications globally | 2022 -2023



One-third of all new individual asylum applications globally were registered in the **United States of America**. Most new asylum claims to the United States of America were initiated by **nationals of Latin America and the Caribbean**, who also account for one-third of all new individual asylum applications that were registered globally (see figure 11. Most asylum-

seekers from countries in this region registered their claims in three countries, leading to the number of asylum-seekers pending a decision on their claims increasing sharply in the United States of America (+22 per cent to 2.2 million), Mexico (+23 per cent to 259,400) and Spain (+15 per cent to 154,400).

³⁶ Since mid-year, outflows have accelerated and as of 02 October 2023, [operational data](#) indicates 823,600 newly arrived refugees and asylum seekers from Sudan, in addition to 272,300 refugees from countries neighbouring Sudan, who were previously hosted in Sudan, and have since returned.

³⁷ As of 30 June, the Government of Egypt reported 255,600 Sudanese people having arrived in the country. See the [Sudan Situation](#) on the Operational Data Portal.

³⁸ The figure for Libya includes Sudanese arrivals who fled after 15 April as well as those who were already present in the country.

COLOMBIA. In Barranquilla, Casa Refugio, which was established in 2017, is a safe space for women who are survivors of gender-based violence, including those who have returned from Venezuela (Bolivarian Republic of). With the support of the Atlántico Governor's Office and the Ministry of Interior of Colombia, Casa Refugio offers assistance to women at high risk of femicide, irrespective of their race, religion or nationality.

© UNHCR/SANTIAGO ESCOBAR-JARAMILLO



CHAPTER 5

Solutions

3.1 MILLION

forcibly displaced people returned in the first half of 2023:

- **404,000** refugees returned to their countries of origin (+241,700, 2.5 times more than the same period in the previous year).
- **2.7 million** IDPs returned to their place of origin (+1.4 million, more than double the same period in the previous year).

59,500

refugees were resettled (+17,200, +41 per cent).

20,500

refugees naturalized during the first half of the year (-6,700, -25 per cent).

WHAT ARE DURABLE SOLUTIONS FOR REFUGEES AND IDPS?

A solution is achieved when a refugee, IDP or stateless person secures a durable legal status that ensures national protection of all of their rights: civil, political, economic, cultural and social. Durable solutions are part of UNHCR's mandate and are a strategic priority for UNHCR and the humanitarian community, as set out in the [Global Compact on Refugees](#) and the [UN Secretary-General's Action Agenda on Internal Displacement](#).³⁹ Durable solutions continue to remain a reality for very few people.

For refugees, durable solutions can be achieved through voluntary repatriation, local integration and resettlement to a third country:

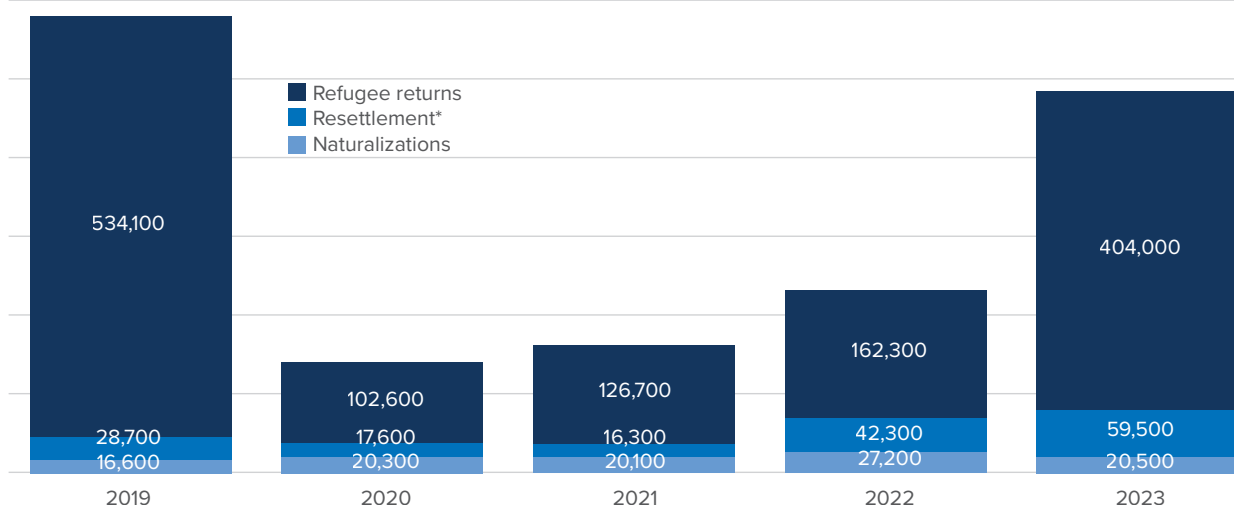
- For most refugees, **returning to their home country** in safety and dignity based on a free and informed choice would be a preferred solution to bring their temporary status as refugees to an end.
- **Resettlement to third countries** is a crucial protection tool and a solution for refugees who face urgent or specific risks, and for populations in protracted situations. Offering resettlement opportunities, allows States to share responsibility with those countries of asylum who welcome large numbers of refugees.
- **Local integration** helps ensure that refugees can build new lives in host countries. However, statistics on local integration are rarely available. Naturalization – the process by which a person can obtain citizenship in their host country – is used by UNHCR as an imperfect proxy to more comprehensive statistics on local integration and even such statistics are only available for a limited number of countries. Other metrics also have limitations, such as the number of refugees that have been granted long-term or permanent residency, although such statistics are more widely published.

³⁹ See also the [explanation of solutions on the Refugee Data Finder](#).

- **Complementary pathways** can expand third country solutions, ease pressure on host countries and enhance refugees' self-reliance, including through education pathways or labour mobility.⁴⁰
- **Family Reunification**, a right enshrined in international law as well as national laws around the world, allows refugees, IDPs and returnees to look after each other, and to start new lives together.

Assessing and reporting on whether **IDPs have overcome their displacement related vulnerabilities** requires a multi-faceted, comprehensive approach, as set out in the international recommendations on internally displaced persons statistics (IRIS).⁴¹ This can take place in IDPs' place of habitual residence (i.e. after return), in their current place of displacement, or after settling elsewhere in their country. In almost all countries in which people have been internally displaced, the availability of data to inform this approach remains extremely limited and efforts to generate and improve such data to better measure durable solutions for IDPs continue. In the meantime, UNHCR continues to report on **IDPs that have returned to their place of origin**.

Figure 12 | **Durable solutions for refugees in the first six months of each year | 2019-2023**



*Resettlement figures are according to government statistics.

Refugee returns

In the first half of 2023, 404,000 refugees voluntarily returned from 63 different countries of asylum to 23 countries of origin (see Figure 12). Most spontaneous returns that took place in the first half of the year occurred in contexts not entirely conducive to return in safety and dignity, and they may not be sustainable.

Updated statistics for returns to **Ukraine** estimate that 1.2 million refugees have returned in a self-organised manner since the full-scale invasion by the Russian Federation commenced in February 2022.⁴² Of these, just over 1 million are estimated to have returned

during 2022, with 197,000 returning in the first half of 2023. These figures include an estimated 353,000 refugees who returned to locations in Ukraine that are not their place of origin and are reported as IDPs by mid-2023. As noted above in the introduction, it remains highly challenging to produce accurate estimates of such movements.

A total of 148,200 **South Sudanese** refugees returned under adverse circumstances in the first six months of 2023, mostly fleeing Sudan, an increase of 61,600 or 71 per cent, compared to the first six months of the previous year.

⁴⁰ See [OECD-UNHCR Safe Pathways for Refugees III](#).

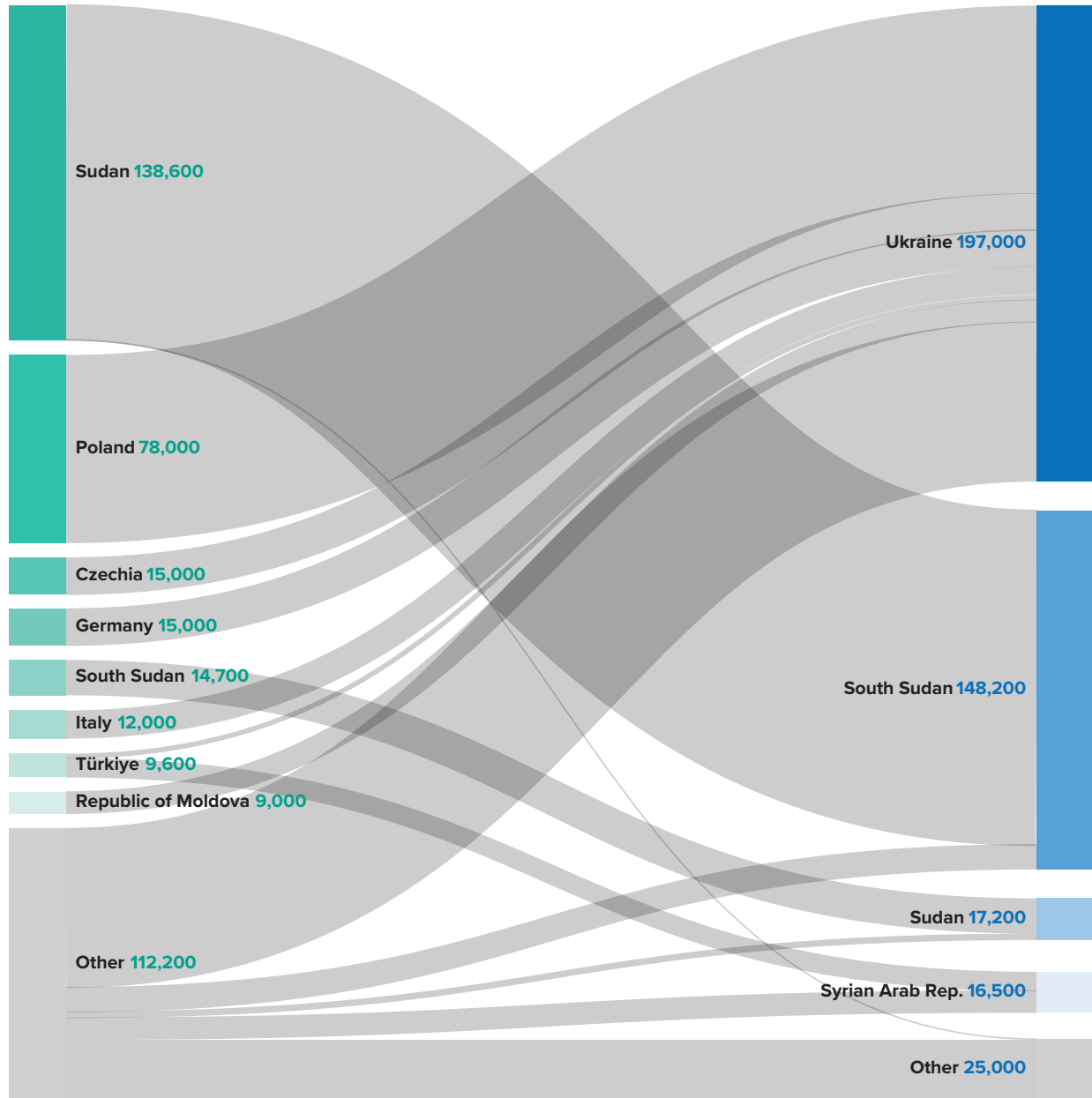
⁴¹ See [International Recommendations on IDP Statistics \(IRIS\)](#), EGRIS

⁴² See footnote 14.

Despite the outbreak of war in **Sudan**, 17,200 Sudanese refugees were reported to have returned home spontaneously, predominantly from South Sudan (14,700). In addition, a total of 16,500 **Syrian** refugees returned between January and June

2023. UNHCR does not facilitate refugee returns to Syria, although it supports its partners and local communities in providing improved conditions for refugee returnees in the country.⁴³

Figure 13 | **Refugee returns from their former country of asylum to their country of origin | January - June 2023**



⁴³ For example, UNHCR supports local communities receiving returnees through concrete and practical interventions in areas such as shelter, legal aid and civil documentation, distribution of relief items, livelihoods and repairs to schools, health facilities and other civilian infrastructure. See [the UNHCR statement on the return of displaced Syrians](#).

Refugee resettlement

According to government statistics, 59,500 resettlement arrivals were reported by 12 countries in the first six months of 2023, an increase of 17,200 or 41 per cent compared to the same period of the previous year. Nevertheless, resettlement arrivals in the first half of 2023 constituted only 3 per cent of the 2 million people globally that UNHCR estimated were in need of resettlement.⁴⁴

The **United States of America** welcomed the highest number of resettled refugees (31,900), with most of them originating from the Democratic Republic of the Congo (11,200), followed by Syria (4,900), Myanmar (3,800) and Afghanistan (3,300). Almost 23,500 refugees were resettled to **Canada**, mainly from Afghanistan (5,900), Syria (4,900) and Myanmar (3,800).

Refugee local integration

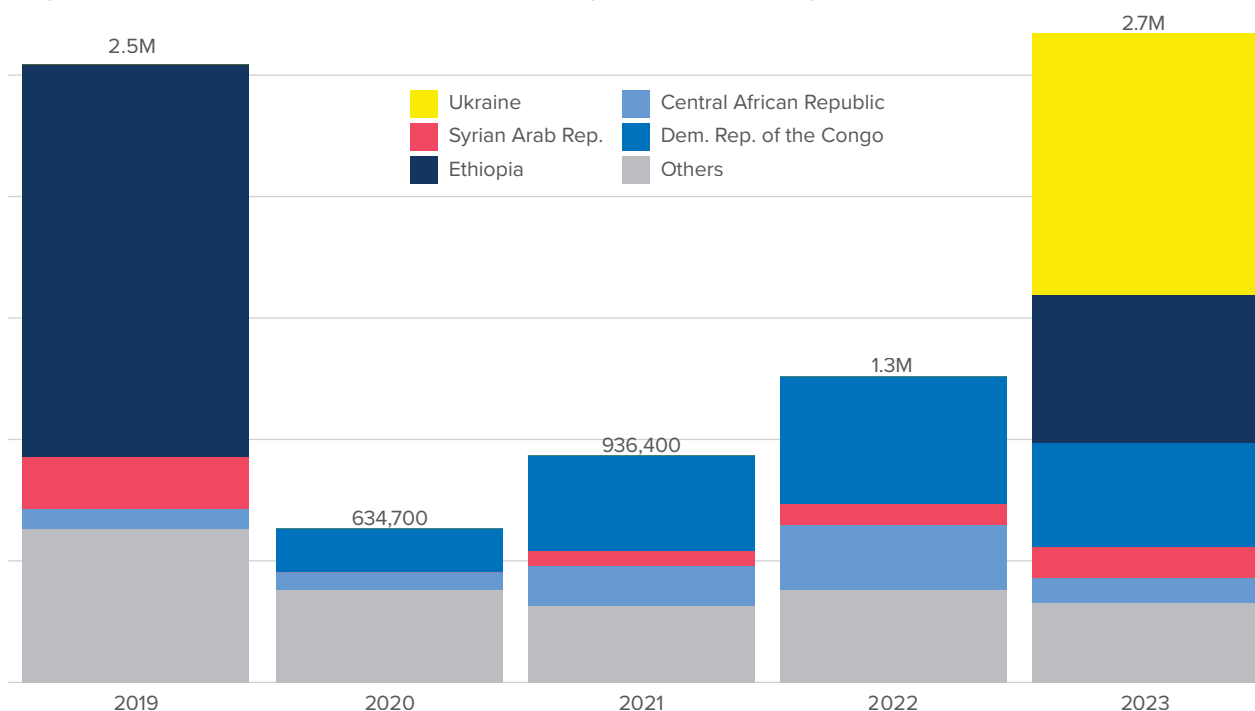
During the first half of 2023, 20,500 refugees from 111 countries obtained citizenship in 15 countries, 25 per cent fewer (6,700) than during the same period in the previous year. Given the lack of comprehensive data, these figures should be considered as indicative only.

Consistent with the previous year, refugees in **the Kingdom of the Netherlands** (10,700) and **Canada** (9,400) accounted for almost all of those who naturalized or obtained permanent residence. Refugees who obtained their host country's citizenship or were granted permanent residence were mainly from Syria (5,600), Eritrea (2,200) and the Islamic Republic of Iran (1,400).

Returns of internally displaced people

During the first half of 2023, at least 2.7 million internally displaced people are estimated to have returned to their place of origin, more than double the returns during same period of 2022. The increases primarily occurred within **Ukraine** and **Ethiopia** (see figure 14). Almost 1.1 million Ukrainians are estimated to have returned in the first six months of 2023,⁴⁵ and in the same time period in Ethiopia, 606,600 people have returned after a peace agreement was signed in Northern Ethiopia in November 2022. Nearly 432,200 IDP returns were also reported in the **Democratic Republic of the Congo**, 125,900 in **Syria** and 101,900 in the **Central African Republic**.

Figure 14 | Returns of IDPs protected/assisted by UNHCR | January – June in 2019–2023



⁴⁴ See [Projected global resettlement needs, 2023](#), UNHCR

⁴⁵ An additional 2.6 million returns of IDPs in Ukraine are also reported retroactively in 2022 based on the [IOM DTM data Round 13](#).



KENYA. One of UNHCR's partners, the HAKI Centre, issues birth certificates for children living in Kilifi County, Kenya. A partner staff, Barke, from the HAKI Centre explains, "I help educate women on the importance of birth certificates and encourage them to follow-up with the registration centre to make sure their children don't miss out." The issuance of birth certificates is ongoing since Kenya's decision in 2022 to recognize people of Pemba descent as citizens.

© UNHCR/CHARITY NZOMO

CHAPTER 6

Stateless persons

4.4 MILLION

are estimated to be stateless at mid-2023, and the true number is likely to be much higher.

71 PER CENT

of stateless people globally reside in just four countries.

Globally, an estimated 4.4 million people were stateless or of undetermined nationality by mid-2023.⁴⁶ The figure is based on statistics reported to UNHCR by governments and other sources in 97 countries. The true number of people who are stateless or of undetermined nationality is likely to be much higher as approximately half of all countries do not report data on statelessness, including many with known stateless populations. In addition, several countries provide the number of stateless persons only for a portion of the known stateless population.

By mid-2023, most stateless people continued to be reported in Bangladesh (961,700), Côte d'Ivoire (931,000), Myanmar (630,000) and Thailand (582,400). Those four countries account for 71 per cent of the reported number of stateless people. In Bangladesh and Myanmar, the stateless people are predominately Rohingya. In Côte d'Ivoire, stateless people do not have a nationality due to historical reasons and a lack of safeguards in the nationality legislation to prevent children born in the country being rendered stateless. The stateless people in Thailand are mainly from ethnic minorities. About 30 per cent of stateless people globally are also

displaced,⁴⁷ most of whom are Rohingya refugees and internally displaced people. Increases in the stateless populations in Bangladesh (+9,400) and Thailand (+8,200) were reported in mid-2023, primarily due to natural population growth.

Producing reliable data on stateless people that is comparable between countries is critical to resolve major statelessness situations. The International Recommendations on Statelessness Statistics (IROSS), led by the Expert Group on Refugee, IDP and Statelessness Statistics (EGRISS)⁴⁸ help guide improved consistency in counting who is stateless or of undetermined nationality. The IROSS was unanimously endorsed by the United Nations Statistical Commission in March 2023.⁴⁹ EGRISS and UNHCR are continuing to assist countries in implementing these statistical recommendations, thereby improving the quality of data on statelessness.

⁴⁶ See [Definitions of stateless and undetermined nationality](#) on the Refugee Data Finder.

⁴⁷ Since 2019, UNHCR has reported on both displaced and non-displaced stateless people. Displaced stateless people are simultaneously included in UNHCR's official statistics as refugees, asylum-seekers or IDPs and in its official statistics for statelessness. Prompted by the large-scale displacement of stateless Rohingya refugees who fled from Myanmar to Bangladesh, this approach reflects the fact that refugees, asylum-seekers and IDPs without citizenship require specific and appropriate protection responses.

⁴⁸ See [International Recommendations on Statelessness Statistics](#), led by the [Expert Group on Refugee, IDP and Statelessness Statistics](#).

⁴⁹ See [United Nations Statistical Commission, 54th Session](#), decision 54/121.

MID-YEAR TRENDS 2023

PRODUCED BY UNHCR
(25 OCTOBER 2023)

FRONT COVER

SOUTH SUDAN. *“The fighting in Khartoum was so bad. Men were shooting guns in the streets, and planes were dropping bombs all around us,”* said Nyauke, holding her one-year-old sister at the UNHCR transit centre in Renk, South Sudan. Nine years ago, Nyauke and her family fled South Sudan when civil war broke out in their hometown of Bentiu. At the time, they sought safety in Khartoum, the capital of the Sudan, but Nyauke is now returning to Bentiu after escaping violence in Khartoum.

© UNHCR/ANDREW MCCONNELL

Who is included in UNHCR statistics?

UNHCR collates population data relating to people who are forcibly displaced or stateless. The data is sourced primarily from governments and also from UNHCR operations. See <https://www.unhcr.org/refugee-statistics/methodology/> for the detailed description and definitions of who is included in these statistics.

Annex tables

Annex tables 1 and 2 can be viewed on the UNHCR website at: <https://www.unhcr.org/refugee-statistics/insights/annexes/trends-annexes.html>

All data are provisional and subject to change.

Data is available at: <https://www.unhcr.org/refugee-statistics>



© 2023 United Nations High Commissioner for Refugees
All rights reserved. Reproductions and translations are authorized, provided UNHCR is acknowledged as the source.

Statistics and Demographics Section
UNHCR Global Data Service
UN City, Marmorvej 51
2100 Copenhagen, Denmark
stats@unhcr.org

This document along with further information on global displacement is available on UNHCR's statistics website:
<https://www.unhcr.org/refugee-statistics>

